



Original article

Inheritance Pattern and Association of Qualitative and Quantitative Traits in Cotton for Sustainable Breeding Goal

Saira Sattar ^{a, *}, Bilal Nawaz ^a & Muhammad İshaq ^a

^aDepartment of Plant Breeding and Genetics, University of Agriculture, Faisalabad-38040, Pakistan

Abstract

Background: Cotton (*Gossypium hirsutum* L.) is the most important fiber crop of the world and commonly known as white gold. It plays an important role in the economy of Pakistan. It provides raw material to the local textile industry and generates a considerable amount of foreign exchange. It plays a vital role in the economy of Pakistan. The yield of cotton is lower in Pakistan. Knowledge of association among different traits is important for the development of cultivars with better yield and quality characters.

Results: In this research, two parents (PB-38 and Jambo Okra) and their crosses sown in randomized complete block design with three replications to sort out best performing genotypes for these profitable traits (plant height, number of sympodial branches, number of monopodial branches, leaf type, boll size, boll shape, number of bolls per plant, boll weight, ginning out turn, 100 seed weight and seed cotton yield). Analysis of variance (ANOVA) revealed that parental and their F population showed significant differences for all the observed traits. Correlation and inheritance pattern of all characters provides information of association among all traits and percentage of inheritable attributes.

Conclusions: The association and inheritance pattern study provides us useful information for effective selection and sustainable breeding programs. Heritability estimations revealed that heritability of traits fluctuate as following order; monopodial branches>ginning outturn>boll weight>sympodial branches>plant height>yield>number of bolls plant-1 with heritable percentages 99%, 90%, 89%, 64%, 60%, 60% and 55% respectively.

Keywords: Cotton, inheritance pattern, association of traits, improved yield.

Received: 12 July 2019 * Accepted: 28 September 2020 * DOI: <https://doi.org/10.29329/ijiaar.2020.274.4>

* Corresponding author:

Saira Sattar, Department of Plant Breeding and Genetics, University of Agriculture, Faisalabad-38040, Pakistan.
Email: sairasattar9@yahoo.com

INTRODUCTION

Cotton is known as white gold due to its white fibre color. The English word cotton is derived from a Greek word “quten”. In the World cotton has different names in different languages e.g. in Hindi it is known as “kapas”, “Katoen” in Dutch, “Catone” in French, “Carbasas” in Latin and “cotton” in Italian. The economy of Pakistan depends on agriculture. From ancient times till today cotton is running industries and boosting the economy of many countries. The demand of cotton fibr is high due to its unique qualities. In addition to fiber, cotton seed is big source of cooking oil which is 70 % of the total vegetable oil production in Pakistan (Batool *et al.*, 2010). In addition to fiber it also provides cotton seed cake which is used for animal feed. A huge amount of foreign exchange is earned by exporting its raw material and byproducts. Cotton crop contributes 1.4 % to the GDP and 6.7 % in the value addition of agriculture in Pakistan (Economic Survey of Pakistan, 2013-14). About 1.5 million population of Pakistan earn their livelihood from the cultivation of cotton (Hussain *et al.*, 2010). It is cultivated on 2.806 million hectares in Pakistan (Economic survey of Pakistan, 2013-14).

Cotton is a perennial plant and has indeterminate growth habit. It belongs to genus *Gossypium* and its family is Malvaceae. The genus *Gossypium* contains 50 species with basic chromosome number 13. Among these 4 species are cultivated out of which 2 are diploid ($2n=2X=26$) and 2 are tetraploid ($2n=4X=52$). The diploid species include *Gossypium arboreum* and *Gossypium herbaceum* while *Gossypium hirsutum* and *Gossypium barbadense* are tetraploid species. Commonly *Gossypium hirsutum* is known as American or upland cotton as it was first grown in uphill's as successful crop by the immigrants in the USA. In the Indian subcontinent upland cotton (*Gossypium hirsutum*) was first introduced by English in 1790.

In Pakistan 99% of cotton grown is *Gossypium hirsutum* and less than 1% is *Gossypium arboreum* L. (desi cotton). Remarkable progress in Pakistan has been made in cotton breeding after independence but Pakistan still lags the other top cotton producing countries of the world as for as yield is concerned. Improvement is possible by finding good combination of desirable traits. The numeric values obtained from correlation analysis shows relationship among different traits hence helps plant breeder in selection of desirable plants. Seed cotton yield being a complex character, knowledge of its correlation with various agronomic characters is required to develop high yielding varieties.

MATERIAL and METHOD

The experiment will be conducted in the experimental area of the Department of Plant Breeding and Genetics, University of Agriculture Faisalabad during 2015. Breeding material including two parents (P.B-38 and Jambo-Okra) and 10 F₂ progeny of that parents. Genotypes will be sown in normal condition in randomized complete block design (RCBD) with 3 replications in the field. In each row

there were 10 plants. Row to row and plant to plant distance was 75cm and 30cm respectively. All kinds of recommended crop cultural practices from seed sowing to seed cotton picking will be provided.

The experiment was comprised of the 2 parental genotypes and their F₂ population.

At maturity data were recorded from five guarded plants in each row on the following traits:

Plant height (PH)

Number of monopodial branches (MB)

Number of sympodial branches (SB)

Leaf type

Boll shape

Number of bolls per plant (NB)

Boll weight (BW)

Ginning out turn (GOT %)

Seed cotton yield

Statistical Analysis of Data

The data collected was subjected to analysis of variance following the method as by Steel et al. (1997) in order to determine significant differences in plant characters among the genotypes F₂ generations under study. The characters showing significant differences were further analyzed for correlation coefficients by the formula as outlined by Dewey and Lu (1959) using Minitab program of computer.

$$r(XY) = \frac{COV(XY)}{\sqrt{V(X) V(Y)}}$$

$r_{(XY)}$ = correlation of “X” and “Y”.

$COV(XY)$ = covariance of “X” and “Y”.

$V(X)$ = variance of “X”.

$V(Y)$ = variance of “Y”.

RESULTS and DISCUSSION

The analysis of variance revealed that the parental and the F₂ population showed significant difference for various traits i.e. plant height, sympodial and monopodial branches, number of bolls per plant, boll weight, ginning out turn, and seed cotton yield per plant. Analysis of variance (ANOVA) table for all the traits is given in appendix. Mean values of parents and their F₂ generation for various traits are given in table-1. Correlation matrix of the traits is given in table-2.

Table 1. Mean values of the parents/F₂ population, population effects and heritability of Plant Height (PH, cm), Number of Monopodial Branches (MB), Number of Sympodial Branches (SB), Leaf type (LT), Boll size (BS) Boll Shape (BSh), Number of bolls per plant (B/P), Boll Weight (BW, g), Ginning out turn (GOT, %) and Seed Cotton Yield (SCY, g)

POPULATION	PH	MB	SB	LT	BS	BSh	B/P	BW	GOT	Y/P
<i>PB-38</i>	61.919	1.58	5.13	Normal	Medium	Round	28.00	3.840	22.926	26.70
<i>Jumbo Okra</i>	79.222	1.73	7.53	Okra	Small	Oval	29.60	4.675	27.685	30.10
<i>PB-38xJumbo Okra</i>	84.346	1.69	10.42	Normal Okra, Semi Okra	Small, Medium, Large	Round, Oval	36.54	5.768	39.958	33.75
<i>Population Effects</i>	*	**	*	-	-	-	**	*	*	*
<i>Heritability</i>	0.60	0.99	0.64	-	-	-	0.55	0.89	0.90	0.60

** = P > 0.01 * = P > 0.05

Table 2. Correlation matrix among the traits, Plant Height (PH), Number of Monopodial Branches (MB), Number of Sympodial Branches (SB), Leaf type (LT), Boll size (BS), Boll shape (BSh), Number of Bolls Per plant (B/P), Boll Weight (BW), Ginning out Turn (GOT).

	PH	SB	MB	LT	BS	BSh	B/P	BW	GOT
SB	0.549**								
MB	0.355**	0.512**							
Leaf type	0.434**	0.573**	0.403**						
BS	0.023	-0.084	0.040	-0.083					
BSh	0.067	0.156*	0.078	0.152*	-0.122				
B/P	0.540**	0.573**	0.387**	0.588**	-0.015	-0.109			
BW	0.611**	0.710**	0.498**	0.789**	-0.047	0.142	0.710**		
GOT	0.571**	0.711**	0.501**	0.882**	-0.072	0.156*	0.692**	0.969**	
SCY	0.592**	0.681**	0.501**	0.783**	-0.109	0.170*	0.721**	0.933**	0.925**

Plant Height

In case of plant height, the parents PB-38, Jambo Okra and F₂ population had mean height 61.91cm, 79.22cm and 84.34cm respectively. Results revealed that plant height had positive correlation with sympodial branches, monopodial branches, okra leaf, number of bolls per plant, boll weight, ginning out turn, and seed cotton yield per plant. The trait had 60% heritability. Plant height showed positive association with number of sympodial branches per plant (Kazerani, 2012). Moderate heritability reported for number of sympodial branches per plant and number of monopodial branches per plant (Farooq et al., 2014). Cotton yield showed positive association with number of bolls plant⁻¹, boll weight, plant height and staple length. Earliness index had maximum and positive direct effect on cotton yield.

Monopodial Branches Per Plant

In case of mean values for number of monopodial branches per plant PB-38, Jamo Okra, and F₂ population had 1.58, 1.73 and 1.69 respectively. Results revealed that monopodial branches had positive correlation with okra leaf type, bolls per plant, boll weight, ginning out turn and seed cotton yield. The trait had 99% heritability. Similar findings testified that monopodial branches had positive relationship with number of bolls per plant and cotton seed yield (Hussain et al., 2000). Report indicated that number of monopodial branches per plant had positive correlation with plant height, number of bolls per plant, number of sympodial branches and seed cotton yield per plant (Ahuja *et al.* 2006).

Sympodial Branches Per Plant

In case of number of sympodial branches per plant PB-38, Jamo Okra, and F₂ population had 5.13, 7.53 and 10.42 respectively. Results revealed that sympodial branches had positive correlation with plant height, okra leaf type, ball shape, bolls per plant, boll weight, ginning out turn and seed cotton yield. This trait had 64% heritability.

A research found that sympodia per plant had positive correlation with number of bolls per plant and seed cotton yield (Dhamayanthi *et al.* 2010). Another report indicated that sympodial branches had positive relationship with plant height and yield of seed cotton (Ahmad *et al.* 2008). Sympodial branches had positive association with plant height and boll weight (Natera *et al.* 2012).

Leaf Type

The F₂ population had plants with normal, okra semi-okra leaf type but Pb-38 and Jambo Okra had normal and okra leaf type respectively. Results revealed that leaf type had positive correlation with plant height, sympodial, monopodial, bolls per plant, boll weight, ginning out turn and seed cotton yield. Study of 208 families (okra leaf cotton) showed that fiber length positively associated with fiber strength. Okra leaf cotton improved genetic potential for fiber and morphological traits (Ulloa, 2006).

Boll Size

The F₂ population had plants with small, medium and large bolls but Pb-38 and Jambo Okra had medium and small boll size respectively. Results are in contrast with Kartprasertrat (1987) which reported that GOT had positive correlation with boll size. Results are in contrast with Soomro *et al.* (2008) which concluded that there was positive association of lint yield with yield components like boll size. Results are in contrast with Imran *et al.* (2011) which reported that boll size had positive correlation with seed cotton yield whereas correlation between number of bolls per plant and size of boll was negative

Boll Shape

The F₂ population had plants with round and oval boll shape but Pb-38 and Jambo Okra had round and oval boll shape respectively. Results revealed that boll shape had positive correlation with plant height, monopodial branches, boll weight. Results showed that boll shape had positive association with sympodial branches, leaf type, ginning out turn and seed cotton yield.

Number Of Bolls Per Plant

In case of mean values for number of bolls per plant PB-38, Jamo Okra, and F₂ population had 28, 29.60 and 36.54 respectively. Results revealed that bolls per plant had positive correlation with plant height, sympodial, monopodial, leaf type, boll weight, ginning out turn and seed cotton yield. This trait had 55% heritability. The number of bolls per plant positively correlated with lint percentage while it negatively correlated with boll (Wu *et al.* 2004). Research illustrated that number of bolls per plant positively correlated with ginning out turn and fiber fineness (Hussain *et al.* 2010).

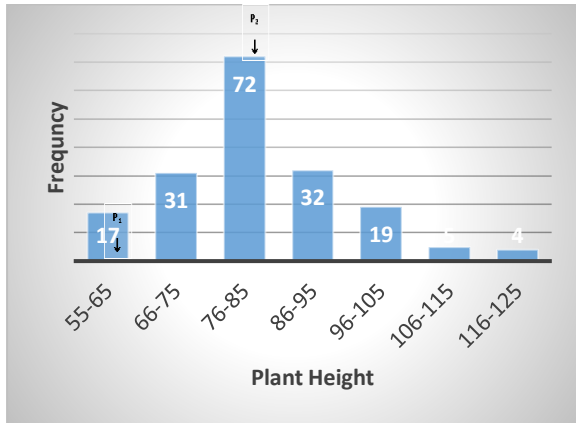
Boll Weight

In case of mean values for number of boll weight PB-38, Jamo Okra, and F₂ population had 3.84, 4.67 and 5.76 respectively. Results revealed that boll weight had positive correlation with plant height, sympodial, monopodial, leaf type, bolls per plant, ginning out turn and seed cotton yield. This trait had 89% heritability. Boll weight had negative association with number of bolls per plant and lint percentage (Xu *et al.* 2003). A Report found that boll weight positively associated with fiber fineness and fiber strength (Tang and Xiao, 2014).

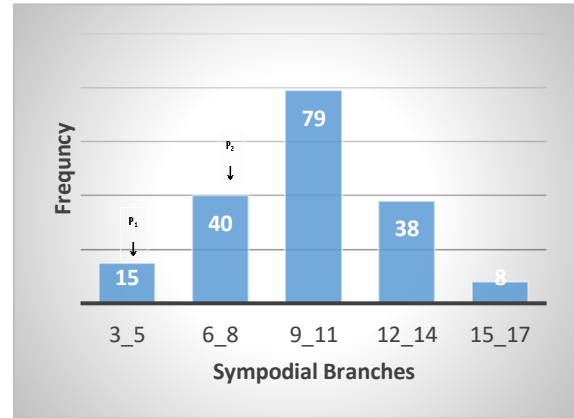
Ginning Out Turn

In case of mean values for number of ginning out turn PB-38, Jamo Okra, and F₂ population had 22.92, 27.68 and 39.95 respectively. Results revealed that ginning out turn had positive correlation with plant height, sympodial, monopodial, leaf type, bolls per plant, boll weight, boll shape, seed cotton yield. This trait had 90% heritability.

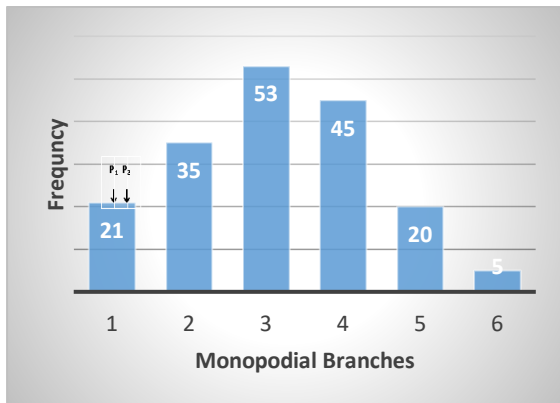
Fiber fineness and fiber strength found as positively associated with seed cotton yield (Azhar *et al.* 2004). Fiber fineness reported as negatively associated with fiber length and fiber strength (Asif *et al.* 2008). Research found that seed cotton yield is positively correlated with micronaire value (Ashokkumar and Ravikesavan, 2010).



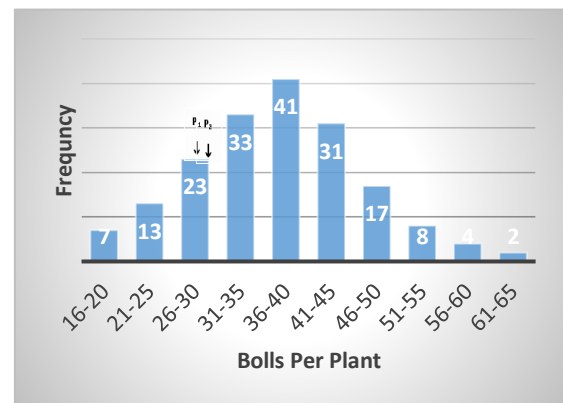
Frequency distribution of F₂ for plant height (cm)



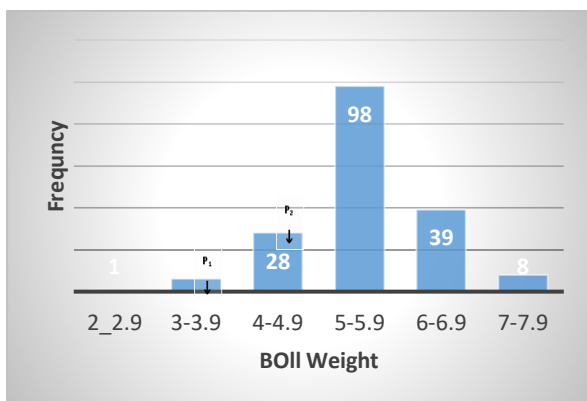
Frequency distribution of F₂ for number of sympodial branches



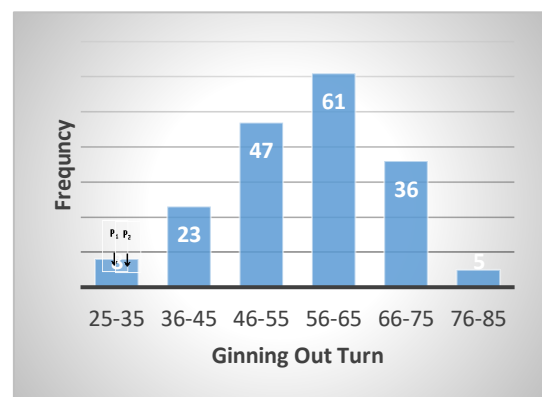
Frequency distribution of F₂ for number of per monopodial branches



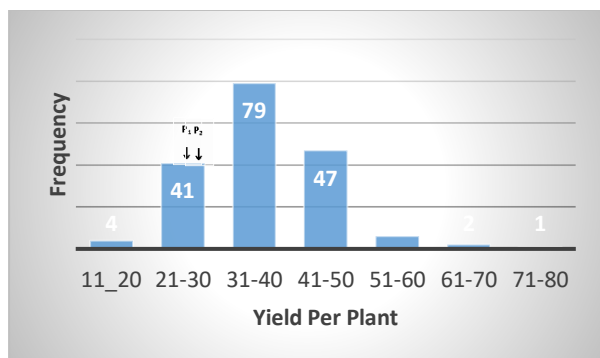
Frequency distribution of F₂ for number bolls plant



Frequency distribution of F₂ for Boll weight



Frequency distribution of F₂ ginning out turn



Frequency distribution of F₂ for seed cotton yield

Conclusion

Correlation coefficient revealed that plant height had positive and highly significant association with boll weight and had moderate heritability (60%). Sympodial branches showed highest positive and highly significant relationship with GOT and had moderate heritability (64%). Results showed that monopodial branches had highest positive and highly significant association with sympodial branches and had high heritability (99%).

Leaf type showed highest positive and significant association with GOT. Results of correlation analysis showed boll size had positive and non-significant association with plant height and monopodial branches, while negative and non-significant with all other traits studied. Boll shape had positive and significant association with seed cotton yield, while non-significant with all other traits studied. Bolls per plant had positive and highly significant association with seed cotton yield and had moderate heritability.

Seed cotton yield had highest positive and significant association with boll weight, followed by GOT%, boll shape, bolls per plant, sympodial branches, plant height, monopodial branches, boll shape, while negative and non-significant with boll size. Heritability estimates revealed that monopodial branches (99%) had highest heritability, followed by GOT (90%), boll weight (89%), sympodial branches (64%), plant height (60%), yield per plant (60%) and bolls per plant (55%). Hence, keeping in view the above-mentioned results we can improved our cotton germplasm by developing improved varieties to ensure future food safety.

Declaration

Acknowledgements

We are grateful for the financial support from the University of Agriculture Faisalabad, Pakistan.

Funding

We are grateful for the financial support from the University of Agriculture Faisalabad, Pakistan.

Availability of data and materials

Data sharing not applicable to this article as no datasets were generated or analyzed during the current study.

Authors' contributions

Bilal B comprehended and designed the experiment; Bilal B, Bilal N and Saira S performed the experiments; Bilal B, Bilal N and Saira S examined the data and estimated the conclusions; Bilal B and Saira S wrote the paper. All authors read and approved the final manuscript.

Ethics approval and consent to participate

The authors declare responsible for the submission and the BioMed Central License Agreement as detailed above.

Consent for publication

Not applicable.

Competing interests

The authors declare that they have no competing interests.

REFERENCES

- Azhar FM, Naveed M and Ali A. Correlation analysis of seed cotton yield with fiber characteristics in *G. hirsutum* L. Int. J. Agri. Biol. 2004;6: 656-658.
- Ashokkumar K and Ravikesavan R. Genetic study of correlation and path coefficient analysis for seed oil, yield and fibre quality traits in cotton (*G. hirsutum* L.). Aust. J. Basic Appl. Sci. 2010;4: 5496-5499.
- Asif M, Mirza JI and Zafar Y. Genetic analysis for fibre quality of some cotton genotypes. Pak. J. Bot.2008;40: 1209-1215.
- Ahuja SL, Dhayal LS and Parkash R. A correlation and path coefficient analysis of components in *Gossyium hirsutum* hybrids by usual and fibre quality grouping. Turk. J. Agric. 2006; 30:317-324.
- Ahmad W, Khan NU, Khalil MR, Parveen A, Aiman U, Saeed M, Samiullah and Shah SA. Genetic variability and correlation analysis in upland cotton. Sarhad J. Agri. 2008;24: 573-580.

- Dewey RD and Lu KH. A correlation and phenotypic correlation analysis of some quality character and yield of seed cotton in upland cotton (*Gossypium hirsutum* L.). J. Biol. Sci.1959; 1:235-236.
- Dhamayanathi KPM, Manickam S and Rathinavel K. Genetic variability studies in *Gossypium barbadense* L. genotypes for seed cotton yield and its yield components. Electron. J. Plant Breed.2010; 1: 961-965.
- Farooq J, Anwar M, Riaz M, Farooq A, Mahmood A, Shahid MTH, Rafiq M, Ilahi SF. Correlation and path coefficient analysis of earliness, fibre quality, and yield contributing traits in cotton (*Gossypium hirsutum* L.). J. Animal Plant Sc.2014; 24: 781-790.
- Hussain SS, Azhar FM and Manzoor I. path coefficient and correlation analysis of some important plant traits of *Gossypium hirsutum* L. Pak. J. Biol. Sci.2000a; 6: 79-82.
- Hussain S, Nawab NN, Ali MA, Hussain A, Nawaz MA and Malik TA. Evolution of performance, genetic divergence and character association of some polygenic traits in upland cotton. J. Agri. Soc. Sci. 2010; 6: 79-82.
- Imran M, Shakeel A, Farooq J, Saeed A, Farooq A and Riaz M. Genetic studies of fiber quality parameter and earliness related traits in upland cotton (*Gossypium hirsutum* L.). AAB. J. Bioflux. 2011; 3: 151-159.
- Kazerni B. Determination of the best cotton cultivars and selection criteria to improve yield in Gorgan climate region. African Agri. Res. 2012; 7: 13.
- Kartprasertrat K. Study on the inheritance of certain agronomic characteristics in cotton. Kasetsart Univ. Bangkok. 1987.
- Natera JRM, Rondon A, Hernandez J and Pinto JFM. Genetic studies in upland cotton for genetic parameters, correlation and path analysis. SABRAO J. Breed. Genet. 2012; 44:112-128.
- Soomro ZA, Larik AS, Kumbhar MB, Khan NU and Panhwar NA. Correlation and path analysis in hybrid cotton. SABRAO. J. Breed. Genet. 2008; 40: 49-56.
- Steel RG, Torrie JH and Dickey DA. Principal and procedure of statistics: A biometrical approach. 3rd edition. McGraw Hill Book Co., New York.1997.
- Tang F and Xio W. Genetic association of with in boll yield components and boll morphological traits with fibre properties in upland cotton (*Gossypium hirsutum* L.). Plant Breed. 2014; 133: 521-529.
- Ulloa M. Heritability and correlation of agronomic and fibre traits in okra leaf upland cotton population. Crop Sci. 2006; 46: 1508-1514.
- Wu J, Jinkins JN, McCarty JC and Zhu J. Genetic association of yield with its components in recombinant inbred line population of cotton. Euphytica. 2004;140: 171-179.
- Xu, Chong, LI Q, Xinchuan C, Xu C and Cao XC. The heterosis of the specific hybrid between colored and Sea Island and genetic analysis of its principle characteristics. China Cottons. 2003; 30: 17-19.